



هيئة أبوظبي
للطفولة المبكرة
Abu Dhabi Early
Childhood Authority



مركز أبوظبي
للصحة العامة
ABU DHABI PUBLIC
HEALTH CENTRE

Safety of Children in Vehicles Guide

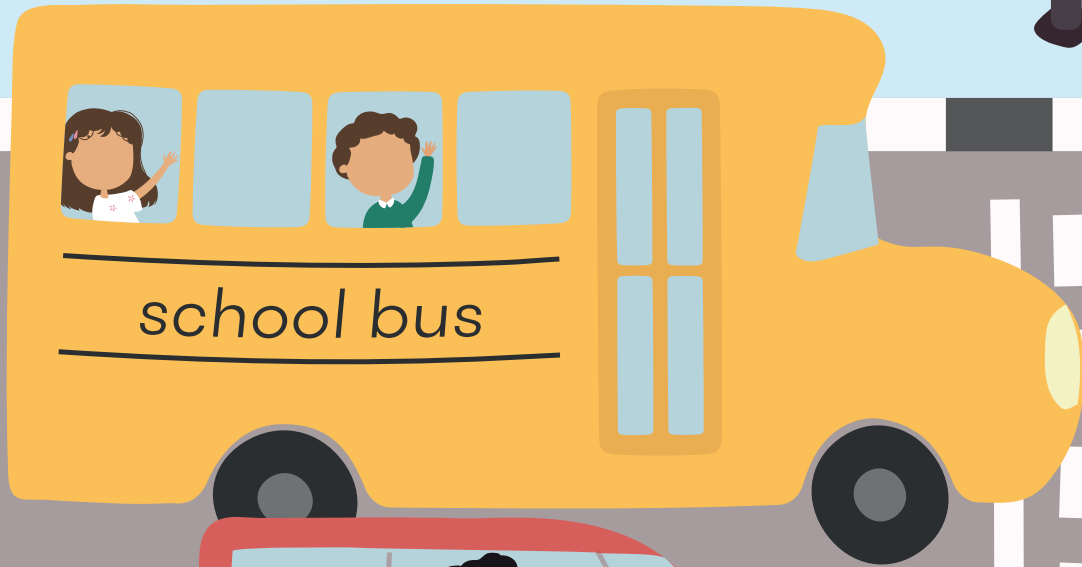



Table of Contents

Executive Summary	4
Key Priorities	7
About the Guide	8
Purpose of the Guide	9
Stakeholders	10
Scope of the Guide	11
Background and Context	12
The Concept of Collision Force	18
Providing Appropriate Safety Education	20
Car Safety Seats	21
Child Car Seats and Legal Regulations In The UAE	27
Tips To Ensure Safety of Children of All Ages In Vehicles	28
Keeping A Child Happy In A Car	30
Injuries Caused by Bicycles	32
Safe Driving	34
Key Tips For Infants and Toddlers	35
Safety Guidelines For Pre-School Young Children	38
Safety Guidelines For School-Age Children	40
Schools and Vehicles	42
School Bus and Vehicle Drivers	44
School Buses and Children	45
References	46





EXECUTIVE SUMMARY

Children are cherished treasures, the very essence of our existence, and the promise of tomorrow. They warrant our utmost care. The UAE has exhibited profound concern for children, both on an individual and societal scale. It has consistently extended vigilant care across all aspects of their lives, all in pursuit of a promising future. **Our duty is clear:** as fathers, mothers, and caregivers, **it falls upon us to shield them from the potential harm that can inflict psychological and physical scars, obstructing their path toward a radiant future.**

Traffic-related accidents account for roughly two-thirds of child fatalities in the United Arab Emirates. The majority of such injuries take place within vehicles.



One of the key global strategies recommended by the World Health Organization to safeguard children from injuries within the vehicles by using appropriate safety seats tailored to a child's weight and height.

To bolster child safety in vehicles, the government has enacted legislations and regulations. These legal measures outline parental responsibilities in ensuring children's safety during vehicle journeys.



They mandate seat belt usage for all passengers throughout the trip



Necessitate the provision of designated child seats



Prohibit children from occupying the front seat.

Nevertheless, parents often perceive compliance with these legal requirements as burdensome and inconvenient.



Encouraging behavioral change and fostering personal responsibility through guidelines remains a pivotal approach to mitigating risks effectively.



Examining various local studies, researchers have identified several factors contributing to non-compliance with legal requirements aimed at ensuring the safety of children in vehicles.

One significant factor is that over

- **50%** of parents are unaware of their legal obligation to ensure their children wear seat belts, regardless of age. Additionally, many parents lack knowledge on the proper installation and utilization of safety seats.

Research conducted by YouGov reveals some alarming statistics.


- **40%** of parents fail to properly secure their children inside vehicles.
- **34%** of parents only, provide car seats for their children from the total number of parents legally required to do so.
- **31%** consistently remind their children to wear seat belts.




Several factors contribute to these findings (YouGov Statistics), including children's resistance to restraint, drivers' personal beliefs about their safety, and the extended duration of trips.

It is crucial to offer guidance that informs parents about the risks, legal obligations, and potential consequences of not adhering to child safety measures in vehicles.

Moreover, the provision of strategies for behavioral change is essential in fostering a collective effort to reduce injuries and fatalities resulting from traffic accidents involving children. This endeavor demands concerted efforts, commencing with parents and family members but encompassing a broader community.



The safety of children in vehicles is a collective responsibility that requires a unified effort to safeguard them. Injury prevention strategies hinge on the **"3 Es" approach:**



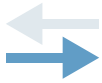
E

- education
- engineering modifications
- enabling legislations

The application of legislation, regulatory systems, rules, and specifications pertaining to child safety is imperative to complement educational initiatives. However, the effective reduction of child injuries and fatalities will remain challenging without the enforcement and implementation of these laws and regulations in the field of child safety.

The foremost and paramount principle underscores the preventability of injuries. Often, people tend to view injuries as outcomes of accidents—unforeseeable and inevitable events. In contrast, the core tenet of injury prevention asserts that injuries stem from events and circumstances that can be foreseen and averted. In the Arabic language, the use of the term 'hadith' (accident) has historically been discouraged due to its implications. The term 'isabah' (injury) signifies that these occurrences can be examined, comprehended, and ultimately prevented.

KEY PRIORITIES



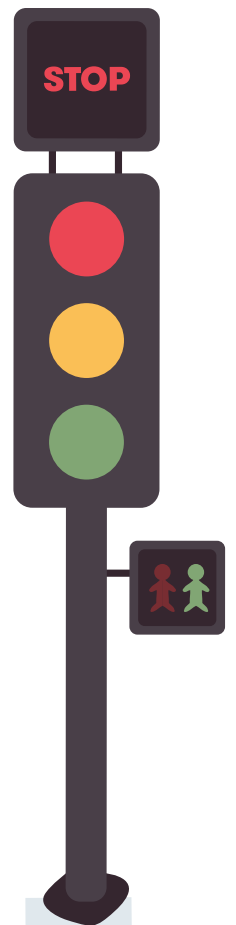
Engage influential figures within society to serve as role models, promoting the adoption of correct practices and behaviors.



Widely disseminate the guidelines contained in this guide to all stakeholders and relevant individuals responsible for children's safety in vehicles, including: parents, child caregivers, family members, maternity and pediatric hospitals (during newborn discharges), domestic helpers, school staff, schools, and others.




Create a supportive environment for parents and caregivers to continue using safety seats for their children from birth, including raising awareness at the time of childbirth, ensuring that newborns are not discharged from the hospital without a safety seat.



ABOUT THE GUIDE

This comprehensive guide emphasizes several crucial topics dedicated to ensure the safety of children in vehicles. This guide has been reviewed by experts from Abu Dhabi Public Health Center and Abu Dhabi Early Childhood Authority. It aligns with global best practices, policy recommendations, and health and safety guidelines established by international institutions.

A cartoon illustration of a young child with a yellow cap and a backpack, holding a large sign that says "DRIVE SAFE!". The sign is circular with a red border and a white center. The child is wearing a white shirt, light blue shorts, and black shoes. The background is a solid blue color with two light blue clouds at the top.

DRIVE
SAFE!



Purpose of the Guide:

The purpose of this guide is to spread awareness about reducing injuries sustained by children in and around vehicles. It sheds light on recommendations and legislations pertinent to child safety in vehicles, with a particular focus on the use of child safety seats and associated legal requirements. It also addresses driver behavior and awareness of the risks resulting from non-compliance with these regulations.

Prioritizing the well-being and contentment of children within vehicles, encouraging their commitment to using designated safe seats and wearing seat belts, all while fostering a sense of general satisfaction during transportation.



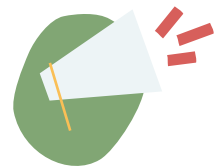
The guide presents a comprehensive set of directives for all parties sharing the responsibility of safeguarding children and upholding their fundamental right to live in a secure environment, free from harm. To this end, the guide strives to achieve the following objectives:




Offer age-appropriate guidance, backed by the latest scientific findings and international best practices, while accommodating the cultural context of the United Arab Emirates and, more specifically, the Emirate of Abu Dhabi.



Illuminate additional risks in and around vehicles, along with strategies for their prevention.




Increase awareness among stakeholders regarding the inherent dangers linked to children and vehicles, fostering greater involvement and commitment to child safety.




STAKEHOLDERS

The roster of key stakeholders responsible for ensuring the safety of children in vehicles encompasses a wide array of individuals and organizations, including **parents, family members, drivers, nannies, domestic helpers, caregivers, school bus drivers, schools, law enforcement agencies, the judiciary, transportation authorities, healthcare sector personnel, child-focused institutions, supportive entities within the private sector, all organizations contributing significantly to the reduction or, where feasible, the prevention of injuries and fatalities among children inside vehicles (including the media).**



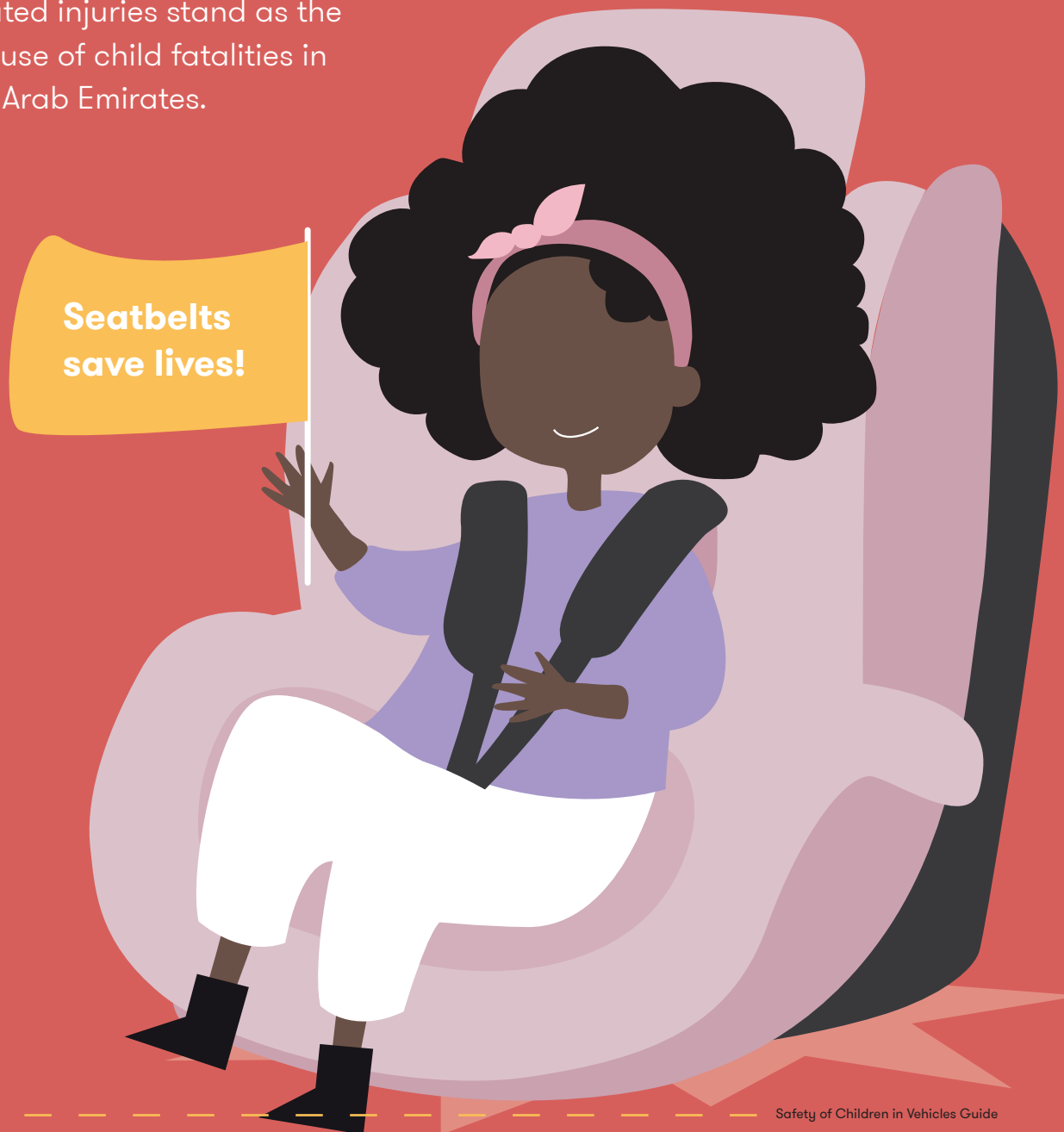
Scope of the Guide

This guide comprehensively addresses the imperative of ensuring children's safety in and around vehicles, offering guidance suitable for all age groups, individuals, groups, and various contexts in which children may come into contact with vehicles.



BACKGROUND AND CONTEXT

Traffic-related injuries stand as the leading cause of child fatalities in the United Arab Emirates.



Fact

two out of every three children succumbing to fatal injuries met their tragic end due to traffic accidents.

2017

A crucial legislation was enacted, mandating that **all passengers shall wear seat belts for the entire duration of their journey.** Additionally, drivers are required to ensure that **children below the age of four occupied designated seats,** while prohibiting those under the age of ten from sitting in the front seat of the vehicle.

50%

More than half of the parents in the UAE lack awareness regarding the laws that obligates them to ensure the application of seat belts to their children.

● Survey conducted by INFINITI Middle East:

91%

Parents express their desire for their children to use seat belts in vehicles, opinions diverge on the appropriate age to implement this safety measure.

26%

Respondents believe children should begin wearing seat belts at the age of three.

55%

Parents in the UAE are unaware of their legal obligation to ensure their children wear seat belts at any age.

20%

Advocate for the age of six or older.

● Survey conducted in 2021 by Volkswagen Middle East, in collaboration with the RoadSafetyUAE and YouGov:

40%

of parents do not properly secure their children in vehicles.

31%

of parents consistently enforce seat belt usage.

34%

of parents provide designated seats for their children from total parents obligated by law.

Reasons behind these findings include children's reluctance to be restrained, along with other factors such as:

- Overconfidence in driving skills.
- Perceived unnecessary use of safety systems for short trips.

These observations shed light on the importance of fostering a proactive approach among parents and elucidate the strategy of child-rearing that involves minimal resistance when it comes to requesting uncomfortable or less desirable actions from the child. In case the child is not used to putting on the seat belt in the car, despite of the trip distance, his feeling of restriction may be a long term source due to dissatisfaction.



Parents can play a vital role by setting an example, consistently wearing seat belts themselves, and discussing the adverse consequences of not doing so. These strategies can help children acclimate to the practice of wearing seat belts in the car.



Furthermore, it is crucial to **apply targeted campaigns emphasizing the importance of driver compliance**, even among experienced drivers. Certain experienced drivers may not be well-versed in navigating challenging road conditions or may encounter risks from external sources.




Additionally, awareness campaigns should address the **significance of adhering to speed limits, refraining from using phones while driving, maintaining a safe following distance from other vehicles**, and respecting general driving etiquette.




A child who resists being restrained can fall into a negative behavioral cycle, as a lack of familiarity with seat belt usage, regardless of trip duration, can foster long-term dissatisfaction with restraint.






Promoting awareness of the critical importance of ensuring infants and toddlers occupy their designated seats remains a paramount objective. However, transitioning from mere knowledge to behavioral change necessitates the development of a comprehensive framework that addresses various factors. **This includes developing policies and laws, mobilizing and engaging the community, enhancing the skills of child caregivers through training and licensing, establishing a supportive environment by providing approved child safety seats, and reorienting services.**



Making it mandatory for **parents to receive training on how to ensure children's safety during public transportation** could be easily integrated into pre-discharge training for mothers before leaving the hospital.

Additionally, addressing child safety during designated healthcare visits, vaccination campaigns, and pediatrician appointments are another feasible option.



In addition to traffic-related fatalities, **leaving children unattended in vehicles constitutes another peril leading to child fatalities each year.**

177 Children were left alone in sweltering vehicles where temperatures could soar to 60 degrees celsius during the 16-month period spanning 2015-2016.

Children are also at risk of being struck by vehicles while playing near them, a hazard often encountered in residential areas. Furthermore, unsupervised play in and around vehicles can expose children to injuries or even fatalities, as their limited sensitivity and awareness of their surroundings can lead to unpredictable behavior.



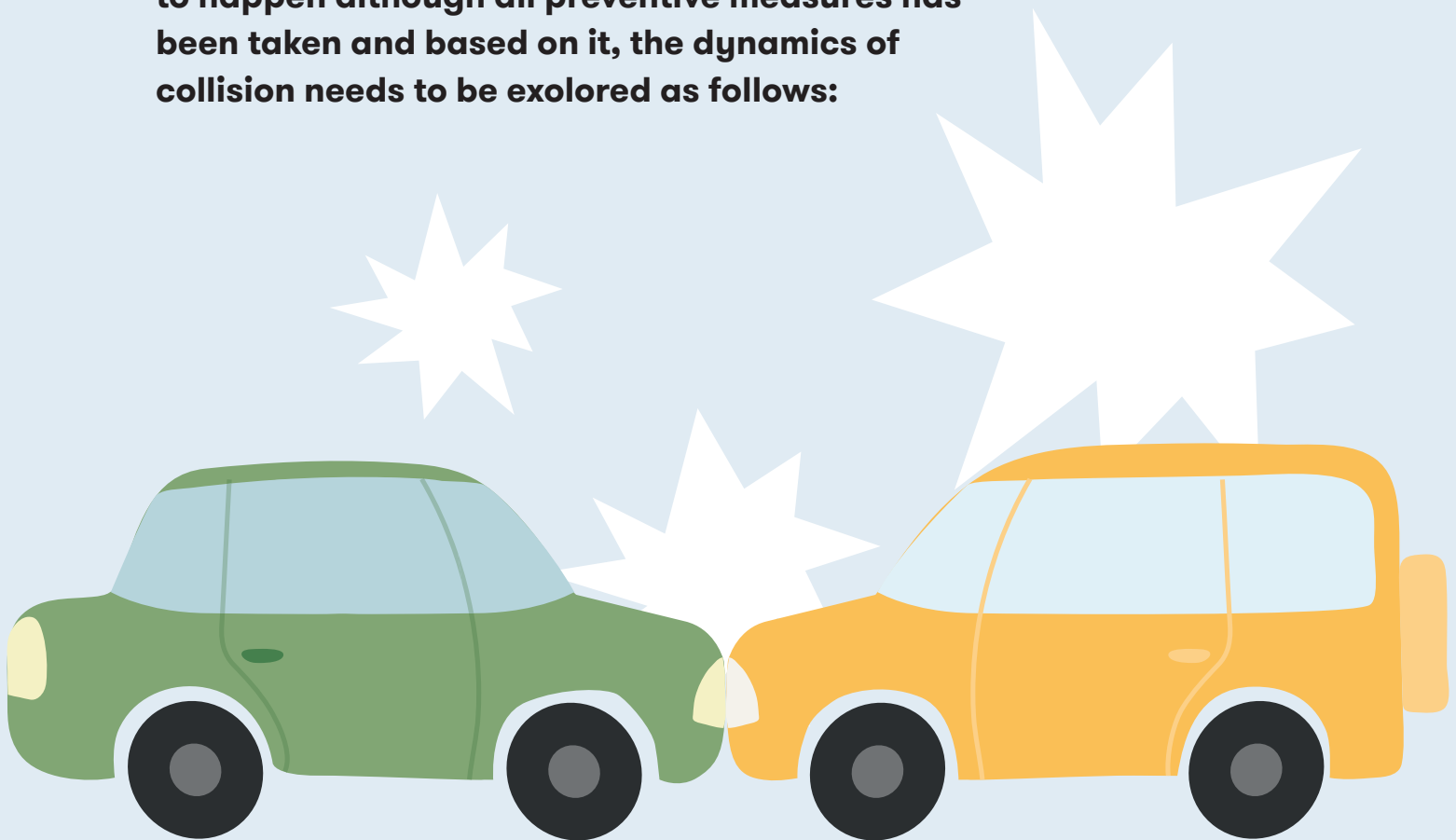
This guide places a spotlight on several pivotal aspects of ensuring the safety of children in and around vehicles.

It aligns with the prevailing traffic safety laws in the UAE, the best international practices, and international policy recommendations.

The guide addresses child safety within vehicles across various age groups, adhering to the framework delineated by the Abu Dhabi Early Childhood Authority (ECA): Infants (0-12 months), toddlers (1-3 years), Preschoolers (4-7 years), and School-age children (8-12 years) according to the National Highway Traffic Safety Administration (NHTSA).

THE CONCEPT OF COLLISION FORCE

Before delving into safety guidelines for children in vehicles, it is essential to understand the dynamics of a collision —**what occurs before, during, and after the impact. It is possible for a collision accident to happen although all preventive measures has been taken and based on it, the dynamics of collision needs to be exolored as follows:**





1

Vehicle Collision:

The first stage involves the vehicle colliding with another object or vehicle. During this phase, some of the collision force may be absorbed by various parts of the vehicle itself.

2

Human Collision:

The second stage pertains to the movement of passengers towards the point of impact, influenced by the vehicle's original speed. Passengers may collide with the vehicle's front end, its windows, or the exterior.

3

Internal Collision:

In the third stage, a passenger's body comes to a sudden stop, while their internal organs continue to move, resulting in a collision between these organs. This internal collision can lead to severe or even fatal injuries.



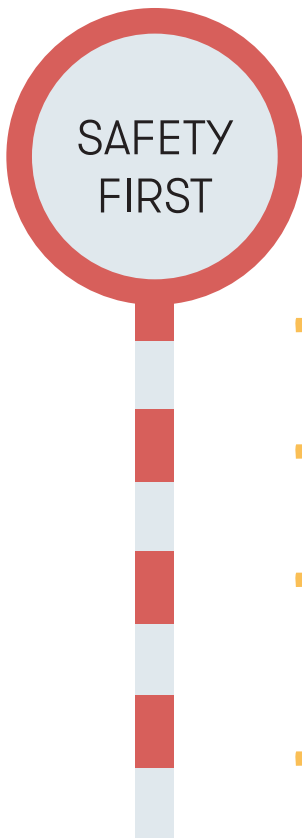
PROVIDING APPROPRIATE SAFETY EDUCATION - OVERALL VIEW

For Children:

It is crucial to instill a sense of street smartness in children as soon as they are ready to venture outdoors. Preschoolers can grasp simple traffic safety concepts, but they often require tools like reminders and routines to help them remember these principles. However, it is important to note that the remembrance of these principles does not commence until and complex traffic safety rules typically come into play when a child reaches the age of seven or older. Children learn by observing and practicing, underscoring the importance of imparting healthy behaviors from an early age. Consistent reinforcement of safe behaviors enables them to carry these habits into their older years.

For Parents:

Learning serves as the foundation for injury prevention, commencing with the proper utilization of safety seats and encompassing practices such as helmet use during every bicycle and scooter ride. It also involves emphasizing the hazards of playing in the streets, advocating for walking instead of running, and stressing the importance of vigilance when crossing roads while utilizing pedestrian crosswalks.



Vehicle occupancy is a critical aspect of ensuring safety in vehicles, given that car seat components and seat belts are engineered for a specific number of occupants. Therefore, it is imperative to adhere to the passenger capacity specified by the car manufacturer.

Here are certain key guidelines:

- Avoid exceeding the maximum allowable number of passengers as determined by the car manufacturer.
- Ensure that every individual in the vehicle wears a seat belt, and refrain from using seat belts to secure multiple people.
- Review the car manual for the section pertaining to seat belts and child safety within the vehicle, including seat belt specifications and the correct locations for installing safety seats.
- Verify the placement of airbags and ascertain that the car is equipped with additional safety features to protect children in the vehicle.

CAR SAFETY SEATS

Car safety seats adapted for infants and toddlers constitute one of the primary tools for ensuring their safety during vehicle transportation. These seats effectively reduce the risk of severe injuries and fatalities by a substantial margin ranging from 50% to 75%.



Child safety seats in vehicles serve certain critical functions:

They keep children securely within the vehicle, shielding them from external dangers such as collisions and the risk of being ejected over long distances.

These seats employ the seat belt as a protective barrier, anchoring the child to the body's strongest regions and dispersing the impact force of a collision across a broader area of the body.

Safeguard the head, brain, and spinal cord by minimizing head movement towards the point of impact.

Why do children need their own restraint systems?

- Children are born with heads that are relatively larger than their bodies, with the head constituting about 1/4 of their total length and 1/3 of their body weight. **The thinness of their skull makes it particularly vulnerable to brain injury even from minor impacts.**
- Standard seat belts in vehicles are designed for adults, not children. If a child uses these belts, **they may experience harm to the neck and abdomen, including serious injuries to organs like the liver and spleen**, while also increasing the risk of neck and head injuries.
- Proper seat belt restraint should be applied to the body's strongest areas —the shoulder, pelvis, and hips— as they are better equipped to withstand the sliding and restraining forces that occur during a collision.
- Using a supportive pillow can help elevate the child, ensuring that the seat belt passes through the shoulder and hips.**

Parents must comprehend the grave risks associated with not using appropriate safety seats. Studies have demonstrated that during **a collision at a speed of 50 km/h without the use of a child restraint system, the impact is akin to a child falling from a height of 10 meters.** These risks escalate with higher vehicle speeds, underscoring the sheer force involved in high-speed car collisions.

Contrary to a common misconception held by certain parents, believing that holding a child in the mother's arms within the vehicle is safer is in fact an incorrect concept. In the event of an accident, it becomes virtually impossible for the mother or caregiver to maintain a firm hold on the child, let alone provide the force necessary to secure the child. This required force is significantly greater than required to retain a strong grip on the child at their actual weight.



To illustrate, if a child weighs 10 kg, the equation becomes:

Speed (in this case, x) multiplied by Weight (10 kg) equals the Force needed to hold the child.

For instance, at a speed of 100 km/h, the force needed to hold the child would be $10 \times 100 = 1000$, **meaning a force of 1000 units is required to secure the child.**

Furthermore, employing a child safety seat in the car shields children from a range of hazards, including leaning out of windows, interfering with doors and windows locks, engaging in conflicts with others, and distracting the driver.



Here is the provided guidance issued by NHTSA regarding safety seats and their methods of use:

Rear-Facing Car Seat

This type of seat is the most suitable choice for your young child. It features a safety belt and can be customized to fit your child's size. It moves with your child, helping to minimize strain on their fragile neck and spinal cord in case of an accident.

Types:

Infant Car Seat (Rear-Facing only):

This car seat is specially designed for newborns and infants. The infant-only car seat is a small, portable seat that can only be used rear-facing by attaching it to the car's back seat. We strongly advise parents to keep using rear-facing seats for as long as possible, following international recommendations, in order to reduce the risk of spinal cord and head injuries.



Forward-Facing Car Seat

A seat supported by a seat belt that limits your child's forward movement during a crash.

Types:

Convertible Seat:

As a child grows, this seat can change from a rear-facing seat to a forward-facing seat supported by a seat belt.

Combination Seat:

As a child grows, this seat transitions from a forward-facing seat supported by a seat belt into a booster.

All-in-One Seat:

When the child grows up, this seat can change from a rear-facing seat to a forward-facing seat (supported by a seat belt) and to a booster seat as a child grows.



Booster Seat:

It raises and positions a child so the vehicle's lap-and-shoulder belt fits properly over the stronger points of a child's body, the hips and across the chest.

Types:

Booster Seat with High Back:

This type of booster seat is designed to boost the child's height, so the seat belt fits properly. It also provides neck and head support and is ideal for vehicles that do not have head rests or high seat backs.

Backless Booster Seat:

This type of booster seat is designed to boost the child's height, so the seat belt fits properly. It does not provide head and neck support. It is ideal for vehicles that have head rests.

Combination Seat:

As a child grows, this seat transitions from a forward-facing seat supported by a seat belt into a supportive seat.

All-in-One Seat:

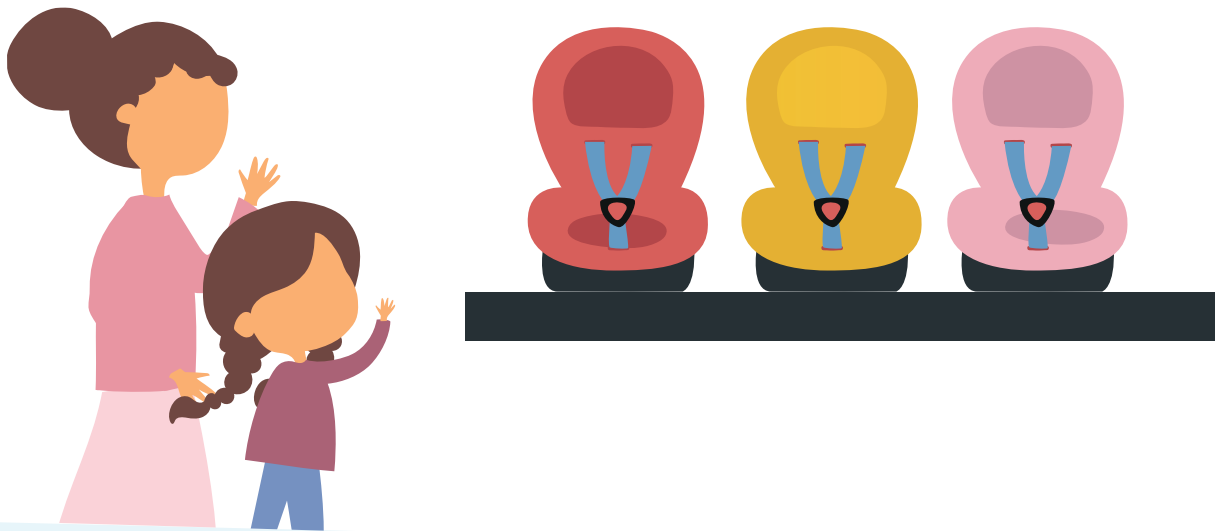
This seat can change from a rear-facing seat to a forward-facing seat (supported by a seat belt) and to a booster seat as a child grows.



To ensure the safety of children across all age groups during vehicle transport, several crucial guidelines must be followed:

The selection of child car seats is contingent upon the child's height and weight.

Child seats that consider height are referred to as "I-Size" seats, while there are also child seats designed to accommodate the child's weight, ranging from 0 to 36 kg. When embarking on a car journey, **it is imperative that the child occupies a car seat that aligns with their age** (in the designated location), size, and weight. The seat must be correctly installed in the vehicle and adjusted to cater to the child's needs. **Infants and children under four years old or weighing up to 18 kg should be secured in a rear-facing car seat.** Conversely, children aged 8 or weighing between 30 to 36 kg, contingent on the seat model, should utilize a forward-facing car seat or a booster seat equipped with a seat belt that can be firmly fastened across the shoulder/knee area. When acquiring a child car seat, it is mandatory to peruse the seat's manual, ensuring compatibility with the vehicle and certification of compliance with the standards mandated by the Emirates Authority for Standardization and Metrology.



During the initial journey to home with a newborn following birth, it is incumbent upon healthcare providers in hospitals to educate parents on the significance of safety seats. They must also guarantee the provision of an infant seat within the vehicle, furnish correct instructions for its accurate installation, and verify that the seat is in optimal condition and adheres to local standards as set forth by the Emirates Authority for Standardization and Metrology. Safely conveying the child to the residence is among the responsibilities of care entrusted to the hospital. Consequently, the task of raising awareness and providing training on the proper placement of the child in the family vehicle squarely falls within the jurisdiction of the hospital.

You should **ensure the proper installation of the seat within the vehicle**, recognizing that certain healthcare facilities and institutions, notably those offering primary healthcare services, offer the expertise of specialists certified for the installation of child car seats, certified by SafeKids USA.

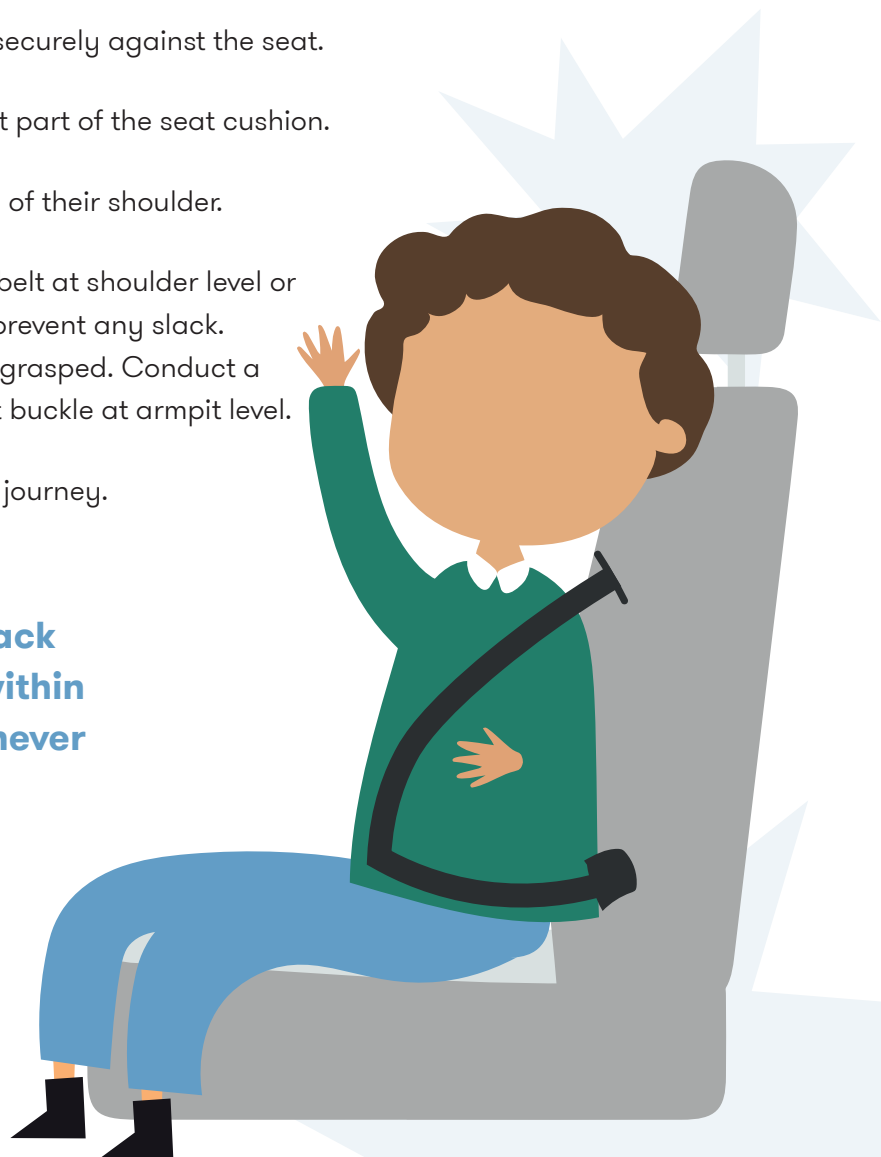
It is advisable to **carry a child's car seat when utilizing taxi services**, renting a car, or availing oneself of chauffeured car services.

Children should continue to utilize their designated seats until they surpass the maximum seat size recommended in accordance with the size and weight guidelines, regardless of their age. **Size and weight remain the pivotal determinants of a secure and appropriate child car seats.**

A five-step assessment is recommended to determine when a child is ready to transition to use an adult seat belt. Children can make this transition if they can meet the following criteria:

- 1** Maintain a seated position with their back securely against the seat.
- 2** Comfortably bend their knees over the front part of the seat cushion.
- 3** Ensure the seat belt rests across the middle of their shoulder.
- 4** Child Harnessing: Properly fasten the seat belt at shoulder level or slightly above, adjusting the belt straps to prevent any slack. There should be no excess belt that can be grasped. Conduct a bend test on the belt and position the chest buckle at armpit level.
- 5** Maintain this posture throughout the entire journey.

It is worth noting that the back seat is the safest location within the vehicle. Therefore, whenever feasible, children should be seated in the back seat.





CHILD CAR SEATS AND LEGAL REGULATIONS IN THE UAE:

In accordance with UAE legislation, all occupants, whether seated in the front or rear of vehicles, are mandated to wear seat belts. Violation of this requirement incurs **a penalty of AED 400 and results in 4 black traffic points** on the driver's record.



- For children under the age of four, **a dedicated seat is mandatory, and non-compliance results in a fine of 400 dirhams and 4 black traffic points.**
- It is consistently advisable to position the child in the rear seat of the vehicle since it is the safer option.

Considering the significant repercussions of failing to adhere to these regulations, the imposed penalties may appear relatively moderate, especially in terms of fines.

TIPS TO ENSURE SAFETY OF CHILDREN OF ALL AGES IN VEHICLES:

- Provide training to caregivers, including parents and teachers, on the proper selection of child seats. Emphasize the importance of avoiding used seats unless they are certified safe and have not been exposed to heat or prior accidents.
- It is crucial to adhere to the law that prohibits leaving a child unattended in a car, look below in relation to heat stroke.
- Ensure that the child keeps their arms, legs, and head inside the vehicle at all times, whether the vehicle is in motion or parked.
- Activate the door locks to prevent children from exiting the car, whether it is in motion or parked.
- Store any dangling objects on the dashboard, in the trunk, or in the cargo area of larger vehicles and SUVs. This prevents these items from becoming projectiles during a collision, potentially causing harm to passengers.
- In case of availability of a vacant children car seat in the car during transportation, ensure proper fixation so that it does not get dismantled while accident or sudden stop occurrence.
- Pets must be restrained within the vehicle. Pet belts that attach to seat belts or luggage straps can be used to safeguard both pets and passengers.



- Ensure that children enter and exit the car from the sidewalk, away from traffic.
- Always hold the hands of young children when walking near roads. Children require adult supervision when navigating roads until they reach at least 10 years of age.
- Instruct young children on the use of safety devices and how to open car doors for preventive measures during emergencies and accidents.
- Never leave a car running without adult supervision.
- Keep your car keys with you when away from home and store them out of the reach of children while at home.
- Continuously monitor the interior temperature of your car, even if you personally feel comfortable. Elevated temperatures inside the vehicle can pose a danger to your child, especially if they are bundled up in clothing, sitting at the seat that is costumed for infants/ small children, and not in proximity to the air conditioning.



The previous set of guidelines pertaining to vehicles provided valuable insights. However, the following instructions might be particularly relevant when an infant is clad in thick attire and seated within a cushioned car seat:

It is crucial to emphasize the significance of adequately ventilating the vehicle. **Smoking within an enclosed car while a child is onboard can lead to a substantial fine of up to AED 10,000.**


it is imperative to ensure that the parking area is located at a considerable distance from areas where children are either present or engaged in recreational activities.



KEEPING A CHILD HAPPY IN A CAR



Driving a car in the presence of bored and unhappy children affects concentration and safe driving. **The following tips may help you keep children happy while driving:**



Talk to children while driving, as talking helps to pass time and can distract them. Discuss the activities you plan to do when you finish the trip or point out highlights through the window.



Play certain children's songs and sing along with the children the lyrics of their favorite songs, sing some children's songs, or play an audio story.



Praise the child for good behavior in the car, such as wearing a seat belt and not playing with the car locks.




Provide plenty of safe entertainment for your child, such as music or audiobooks, and games or craft books. Snacks and drinks are a promising idea if your child is in a forward-facing car seat where you can see what he or she is doing.



Pull over the car to the side of the road, if your child needs care.


THINGS THAT HELP OVERCOME THE BARRIERS OF A CHILD'S REFUSAL TO USE SAFETY SEATS INCLUDE:

- **Using car seats from birth on every trip;** every time makes them less likely to be rejected by children.
- To reduce the child's resistance, **make him/her part of the decision** and allow him/her to play a role in choosing his/her car seat as per his/her favorite color or favorite character.
- If the number of seat belts in your car is less than the number of children, you will need to find solutions or compromise, such as taking two cars, buying a larger car or leaving some children at home.
- **Be a role model for your children by always wearing the seat belt.**



INJURIES CAUSED BY BICYCLES

Wearing a helmet reduces the risk of head injury
by 85% and brain injury by 88%.



SOLUTIONS

- Put on a helmet on your child's head whenever he/she rides a bike or uses skateboard, skate shoes or scooter.
- Do not allow your children to ride it near main roads, and make sure that they drive it under your supervision.
- Do not allow your children to ride in the neighborhood in the dark due to low visibility, which may cause injuries or run-over accidents.
- Teach your children to ride bicycles on the designated bicycle and pedestrian path.
- Pay more attention when your children ride motorcycles, quad bikes, or buggies in the desert, as they are often used in certain seasons and cause painful deaths.



SAFE DRIVING

The car driver is responsible for driving safely, which means he/she is responsible for following traffic rules and always being aware of safety issues while driving. Here are certain key points to know about safe driving:

Driving under the influence of alcohol and narcotic substances can make you feel drowsy and affect your perception, vision, concentration, and reaction timing. **It is among the things prohibited by law in the UAE and results in severe penalties.** Under the UAE Traffic Law, anyone driving a vehicle under the influence of alcohol, or any narcotic substances may face imprisonment and/or a fine of not less than AED 25,000.

Driving while writing or talking on mobile phone is illegal, as the Traffic Law prohibits drivers from texting, taking photos, eating, or even applying makeup while driving. Under the Law, a fine of AED 800 and 4 traffic points are imposed on violators.





KEY TIPS FOR INFANTS AND TODDLERS

Keeping infants and toddlers safe is more than just discussing child seats. Here are certain additional things to keep in mind when your little one is within and around vehicles:

- **Heatstroke is the leading cause of vehicle children deaths in incidents other than traffic accidents, and it can happen to anyone. To avoid this incident, remember to do these things:**



Always make sure that the car doors are well locked and that the keys are placed in a safe place away from children.



Agree with the child's caregiver at home to always contact you if the child disappears.




Make sure to keep the car locked up when it is empty so that children cannot get into it by themselves.



Place something in the back of the car next to the child, such as a bag, handbag, or mobile phone, you will need it at the destination you are going to, so it serves as a reminder that there is a child in the car. This is necessary if the driver is not following his/her usual routine.



If a child is in a car alone, call 999 or 998 immediately, as emergency personnel are trained to respond to these situations.



Make sure to monitor the interior temperature of the car, keeping the child's temperature in mind.



Avoid your child suffering from heatstroke and consequential death by not leaving the child alone in the car, even for one minute. The temperature inside the car is 20-30°C higher than outside. **Under the Child Rights Law (Wadeema's Law), parents and guardians who leave their children in locked cars can face imprisonment for up to 10 years and fines of up to one million dirhams.** As previously reported, 177 children were left alone in cars where temperatures could reach 60°C during 16 months between 2015-2016. A risk that could be completely avoided.

There are certain simple strategies that help avoid this, such as attaching a rope from the back of the child seat to the driver to remind the driver that there is a child in the car if he/she tries to leave without untying it. Many modern vehicles also have a feature to warn the driver of presence of a child in the car when the child seat is installed.

Children begin to crawl on the ground or even pull their bodies up to take their first steps in the middle of their first year. Children in this period are characterized by speed and can sometimes leave the house if they are left unsupervised.

- Before driving the car, the driver should take a few seconds to look around the parked car to make sure there are no children near the car or children riding bicycles near it.
- After making sure that there are no children around the car, you must check whether there is anything that could attract a child, such as a pet, bicycle, or toy, under or behind the car before getting in it and starting the engine.
- Parking spaces are not places for children to play, as they are dangerous places to play at due to delivery vans and vehicles that unpredictably move.
- The parent must install detectors, mirrors, or alert systems that alert presence of a child or others within the vehicle's path.
- It is necessary to park vehicles outside the children's presence and children's play area (for example, outside the house) or in closed garages.



SAFETY GUIDELINES FOR PRE-SCHOOL YOUNG CHILDREN





Safe play areas that children can use should be located far from parked or moving vehicles.



Children should be accompanied when getting into or out of a car, and their hands should be held while walking near moving vehicles in driveways, parking lots, or on sidewalks.



If there is no place where children can play other than the driveway, **block it off with trash cans or cones to prevent vehicles from entering.**



Using scooters, bicycles, and tricycles are games that make children move in an unusual way and make it easy for them to lose control. Therefore, **avoid playing these games in open areas on the road, especially if they are next to vehicle routes.**

Teach your children not to run toward a moving vehicle.

SAFETY GUIDELINES FOR SCHOOL-AGE CHILDREN





Teach children and youth that trunks are used to transport loads and are not safe places to play or hide inside.



Make sure the car, doors and trunk are locked when not in use, and keep the keys and remote out of reach of children.



Make sure the foldable rear seats are locked to help prevent children from getting into the trunk from the inside.



Show older children how to locate and use the emergency trunk opener found in vehicles manufactured after September 1, 2001. Young children will not have the strength or ability to use this tool, so young children should never get into the trunk.



Help should be requested if a child is missing, and search should be made in swimming pools, vehicles and car trunks.



If your child is trapped inside the car, you should get him/her out as soon as possible and call emergency services immediately. Emergency personnel are trained in how to assess and check for signs of heatstroke in a child.



National strategies should be taken into account to involve schools in awareness efforts on the necessity of using child seats, maintaining children's safety inside vehicles, and enhancing a sense of ownership and responsibility by involving children in the processes of monitoring vehicle parking and following up on the evacuation of school vehicles.

Parents should also be encouraged to carry out such activities.



SCHOOLS AND VEHICLES

There should be more attention and carefulness when driving cars near schools and kindergarten facilities, where traffic is high, especially at times when children enter and leave schools. Additional traffic instructions, school staff instructions, traffic guides, or police instructions should be followed, and obstructing the traffic should be avoided.

Parents, drivers or other caregivers who take their children to school or home should walk with them and/or give them safety instructions to get to school or the car safely.



SCHOOL

school bus

SCHOOL BUS AND VEHICLE DRIVERS



Drivers must **turn on the yellow signals and flash red lights** indicating that the bus is about to stop so that students can get on and off.



Close attention should be paid to students who appear **in front or behind the bus** when crossing the street.



Close attention should be paid **to students who are crossing the street to get to the bus**. It should be ensured to monitor the speed and be prepared to use the brakes.



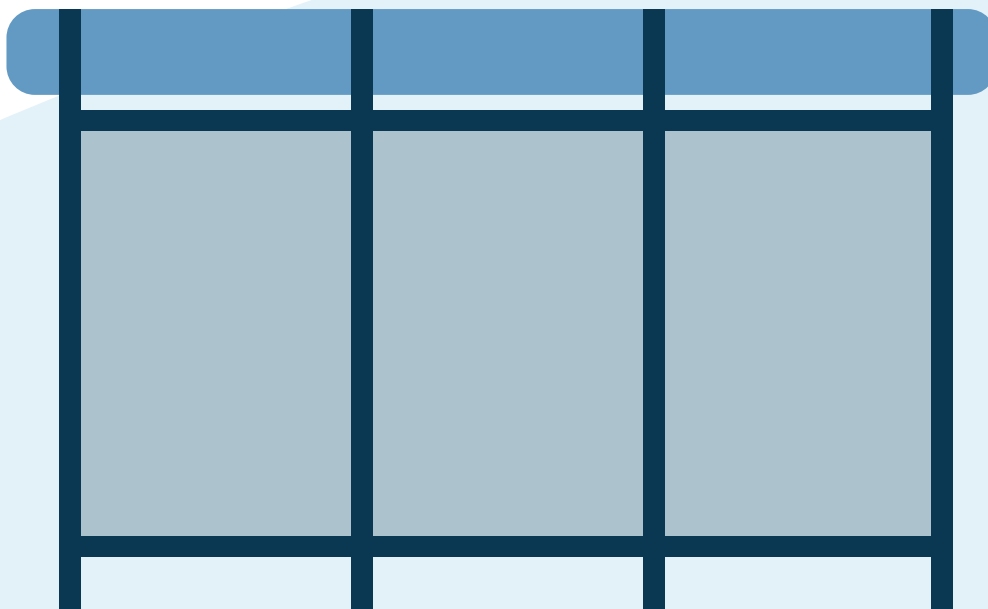
There should be **awareness of the change in speed limits around school zones**, as the UAE Traffic Law stipulates a fine of AED 1,000 and 10 traffic points if the vehicle driver does not stop when the school bus driver opens the “Stop” lever when dropping off or boarding students.



A fine of **AED 500 and 6 traffic points will be imposed on the school bus driver if the “Stop” lever is not opened** or the traffic instructions are not complied with.



Seek to adhere to any policies in place to ensure that there are no passengers on the bus (a child may have fallen asleep during the trip), as a number of deaths have been recorded among children due to being left on school buses without being thoroughly inspected after they stopped.



SCHOOL BUSES AND CHILDREN



The road should be crossed safely when approaching the school bus stop and when transporting students to school.



Never run to or from the bus but walk normally. If a child can touch the bus when standing outside it, this indicates that he/she is remarkably close to it.



Children should be seated immediately, fasten their seat belts if provided by school transportation officials, and always sit properly facing forward.




The bus aisle should always be kept clear while it is moving. Head, hands and arms should be kept inside the bus. Students should remain seated until the bus stops completely.



Always listen to the directions of the school bus driver and assistant personnel.




Suggest a buddy system where each child meets another child to ensure they get off the bus together, which will create a sense of responsibility and provide a balance to any policies that impose responsibility on the driver alone.





REFERENCES

- <https://www.aetoswire.com/news/uayersquos-first-holistic-seat-belt-survey-ndash-part-2-ndash-seat-belts-amp-children/en>
- Ahmad, I.; Fildes, B.N.; Logan, D.B.; Koppel, S. Restraint Use for Child Occupants in Dubai, United Arab Emirates. *Int. J. Environ. Res. Public Health* 2022, 19, 5966.
- <https://doi.org/10.3390/ijerph19105966>
- <https://raisingchildren.net.au/toddlers/safety/car-pedestrian-safety/car-safety>
- <https://www.kidshealth.org/en/kids/car-safety.html#catout>
- <https://u.ae/en/information-and-services/justice-safety-and-the-law/road-safety>
- <https://www.roadsafetyuae.com/statistics/>
- Grivna, Michal & Barss, P & El-Sadig, Mohammed. (2011). Epidemiology and prevention of child injuries in the United Arab Emirates: A report for Safekids Worldwide.



Scan the QR code for the digital version





هيئة أبوظبي
للطفولة المبكرة
Abu Dhabi Early
Childhood Authority



مركز أبوظبي
للصحة العامة
ABU DHABI PUBLIC
HEALTH CENTRE

Safety of Children in Vehicles Guide



  [abudhabi_eca](https://www.instagram.com/abudhabi_eca)

  [AbuDhabi Early Childhood Authority](https://www.linkedin.com/company/abudhabi-early-childhood-authority)

 <https://eca.gov.ae>

  [adphc_ae](https://www.instagram.com/adphc_ae)

  [Abu Dhabi Public Health Center](https://www.linkedin.com/company/abu-dhabi-public-health-center)

 <https://www.adphc.gov.ae/en>